

**2019**

ASBK.COM.AU

## Official ASBK Test : Phillip Island : February 2 & 3

### YMI SUPERSPORT 300 / YMF R3 CUP

#### Practice 8

 Date: 03/02/19  
 Event: P30  
 Weather: Sunny - Temp: 23.8C  
 Track: Dry - Temp: 52.0C

 Started at: 15:16:20  
 Laps: 25 Min  
 Starters: 17  
 Printed at: 16:06



### CLASSIFICATION

Pos	No	Name	Machine	Fastest Lap	On Lap	Behind Prev	Behind Leader	Top Speed
1	44	Tom BRAMICH (VIC) (NOT OFFICIAL)	Kawasaki Ninja 400	1:49.840	11 of 12			187
2	27	Max STAUFFER (NSW) / Yamaha / Shark Leathers / KYT Helmets / YRD / Chris Watson M-cycles	Yamaha R3 321	1:50.471	9 of 12	.631	.631	188
3	81	Senna AGIUS (NSW)	Kawasaki Ninja 400	1:50.740	11 of 12	.269	.900	185
4	97	Peter NERLICH (VIC) / TCN Racing	Kawasaki Ninja 400	1:51.480	13 of 13	.740	1.640	189
5	72	Ben BAKER (NSW)	Yamaha R3 321	1:51.592	13 of 13	.112	1.752	185
6	10	Callum O'BRIEN (WA) / BC Performance / Kawasaki	Kawasaki Ninja 400	1:51.624	8 of 9	.032	1.784	185
7	151	Locky TAYLOR (QLD) / YRD / Demmery Motorsport	Yamaha R3 321	1:52.239	4 of 4	.615	2.399	174
8	43	Harry KHOURI (NSW) / Excite M-sports / Shark Leathers / Moto National Access. / NSW Helicopters	Yamaha R3 321	1:52.545	12 of 12	.306	2.705	180
9	87	Zac LEVY (QLD) / Demmery Motorsport	Yamaha R3 321	1:53.587	5 of 5	1.042	3.747	172
10	56	Jesse WOODS (TAS) / JDS Moto	Yamaha R3 321	1:54.316	9 of 13	.729	4.476	175
11	42	Kyle O'CONNELL (QLD)	Yamaha R3 321	1:55.269	5 of 12	.953	5.429	175
12	15	Bronson PICKETT (WA) / Silkolene oils / M&B Rubbish Disposal	Yamaha R3 321	1:55.447	5 of 12	.178	5.607	176
13	282	Cameron AGOSTINI (NT)	Yamaha R3 321	1:56.611	7 of 12	1.164	6.771	167
14	89	Kristian AGOSTINI (NT) / Territory 3 Racing / TERRA	Yamaha R3 321	1:59.447	7 of 11	2.836	9.607	170
15	46	Lachlan O'BRIEN (NT)	Yamaha R3 321	2:01.218	4 of 11	1.771	11.378	171
16	35	Ben ANGELIDIS (ACT) / Proworx Racing / Blayney M-cycles / Penrite Oils / Ricondi	Yamaha R3 321	2:02.971	11 of 12	1.753	13.131	157
17	19	Andrew DE KUYPER (VIC)	Kawasaki Ninja 300	2:04.376	9 of 12	1.405	14.536	160

Current best lap for SS300 class - 1:47.696 by Hunter FORD (NSW) on a Yamaha YZF-R3 set on 13/10/18

Chief Time Keeper - Scott Laing

Clerk of Course - Simon Maas


 Computime Race Timing Systems Pty Ltd © 1996  
 Licensed to Computime Race Timing Systems  
[www.computime.com.au](http://www.computime.com.au)
**COMPUTIME RACE TIMING SYSTEMS PTY LTD**


2019



ASBK.COM.AU f t i y

# Official ASBK Test : Phillip Island : February 2 & 3

## YMI SUPERSPORT 300 / YMF R3 CUP

### Practice 8

Date: 03/02/19  
 Event: P30  
 Weather: Sunny - Temp: 23.8C  
 Track: Dry - Temp: 52.0C


Started at: 15:16:20  
 Laps: 25 Min  
 Starters: 17  
 Printed at: 16:06

### LAP TIMES

No	Name	Lap 1	Lap 2	Lap 3	Lap 4	Lap 5	Lap 6	Lap 7	Lap 8	Lap 9	Lap 10
10	Callum O'BRIEN (WA)	2:12.199	1:58.382	1:53.259	1:52.949	1:52.469	2:21.944	1:53.866	<b>1:51.624</b>	1:56.544	
15	Bronson PICKETT (WA)	2:11.748	1:58.375	1:57.179	2:06.842	<b>1:55.447</b>	1:57.374	1:59.579	2:24.416	2:21.139	2:00.483
		10	1:56.013	2:15.338							
19	Andrew DE KUYPER (VIC)	2:19.498	2:06.610	2:05.119	2:06.376	2:06.800	2:06.913	2:05.853	2:05.580	<b>2:04.376</b>	2:04.953
		10	2:05.480	2:05.458							
27	Max STAUFFER (NSW)	2:01.080	2:25.973	1:56.892	1:51.991	1:51.142	1:50.960	1:50.658	1:50.830	<b>1:50.471</b>	1:50.539
		10	1:57.900	1:51.001							
35	Ben ANGELIDIS (ACT)	2:25.068	2:11.785	2:09.058	2:06.508	2:06.276	2:05.350	2:04.767	2:05.057	2:04.169	2:03.280
		10	<b>2:02.971</b>	2:03.031							
42	Kyle O'CONNELL (QLD)	2:12.624	2:00.659	2:01.315	1:58.674	<b>1:55.269</b>	2:02.110	2:11.676	2:09.835	2:14.416	2:00.043
		10	1:55.303	1:55.527							
43	Harry KHOURI (NSW)	2:13.476	1:54.853	1:54.272	1:53.795	1:54.878	1:54.166	1:53.653	1:52.685	1:55.586	3:46.814
		10	2:03.945	<b>1:52.545</b>							
44	Tom BRAMICH (VIC) (NOT OFFICIAL)	2:03.498	1:52.927	1:52.336	1:53.824	2:06.267	1:51.117	1:51.792	1:56.681	1:58.959	2:01.237
		10	<b>1:49.840</b>	1:54.221							
46	Lachlan O'BRIEN (NT)	2:19.119	2:04.189	2:02.443	<b>2:01.218</b>	2:02.698	2:04.884	2:49.841	2:13.687	2:02.794	2:01.979
		10	2:02.788								
56	Jesse WOODS (TAS)	2:07.954	1:55.933	1:55.607	1:55.278	1:55.298	1:54.689	1:54.459	1:54.659	<b>1:54.316</b>	1:54.817
		10	1:54.459	1:55.798	1:55.624						
72	Ben BAKER (NSW)	2:12.164	1:56.829	1:54.691	1:53.963	1:53.683	1:53.316	1:53.731	1:58.141	1:53.260	2:21.839
		10	2:03.347	1:52.171	<b>1:51.592</b>						
81	Senna AGIUS (NSW)	2:06.975	1:53.006	1:51.272	1:51.923	1:51.335	2:06.041	3:38.454	2:04.011	1:57.002	2:02.638
		10	<b>1:50.740</b>	1:52.471							
87	Zac LEVY (QLD)	4:14.095	1:59.963	1:53.922	1:53.733	<b>1:53.587</b>					
89	Kristian AGOSTINI (NT)	2:19.177	2:03.471	2:01.399	1:59.739	2:15.343	2:00.659	<b>1:59.447</b>	2:22.717	2:00.537	2:04.222
		10	2:00.160								
97	Peter NERLICH (VIC)	2:10.295	2:01.956	1:58.279	1:57.096	1:55.906	1:54.964	1:54.695	1:54.379	1:54.690	1:53.070
		10	1:55.358	1:51.883	<b>1:51.480</b>						
151	Locky TAYLOR (QLD)	2:00.966	1:53.100	1:52.383	<b>1:52.239</b>						
282	Cameron AGOSTINI (NT)	2:16.616	2:09.158	1:59.142	1:57.673	1:57.620	1:57.616	<b>1:56.611</b>	3:04.891	2:07.770	1:57.022
		10	1:56.919	1:57.648							

*Scott Laing*  
 Chief Time Keeper - Scott Laing

.....  
 Clerk of Course - Simon Maas



Computime Race Timing Systems Pty Ltd © 1996  
 Licensed to Computime Race Timing Systems  
[www.computime.com.au](http://www.computime.com.au)

COMPUTIME RACE TIMING SYSTEMS PTY LTD

2019



ASBK.COM.AU f t i y

# Official ASBK Test : Phillip Island : February 2 & 3

## YMI SUPERSPORT 300 / YMF R3 CUP

### Practice 8

Date: 03/02/19  
 Event: P30  
 Weather: Sunny - Temp: 23.8C  
 Track: Dry - Temp: 52.0C


Started at: 15:16:20  
 Laps: 25 Min  
 Starters: 17  
 Printed at: 16:06

### SPLIT TIMES

Lap	Split 1	Split 2	Split 3	Split 4	Lap Time	Spd	Lap	Split 1	Split 2	Split 3	Split 4	Lap Time	Spd
<b>10 Callum O'BRIEN (WA) (6th)</b>							11	30.393	36.413	58.674		2:05.480	156
1	38.956	36.915	23.109	33.219	2:12.199 P		12	30.435	36.526	58.497		2:05.458	157
2	27.924	34.046	21.824	34.588	1:58.382	183	<b>27 Max STAUFFER (NSW) (2nd)</b>						
3	27.694	32.831	21.397	31.337	1:53.259	180	1	36.371	32.509	21.018	31.182	2:01.080 P	
4	27.382	32.925	21.300	31.342	1:52.949	182	2	27.501	33.476	22.593	1:02.403	2:25.973	174
5	27.163	32.862	<b>21.270</b>	<b>31.174</b>	1:52.469	184	3	32.686	32.404	20.883	30.919	1:56.892 P	
6	27.585	44.629	32.368	37.362	2:21.944	181	4	27.474	32.573	21.013	30.931	1:51.991	173
7	27.332	33.276	21.725	31.533	1:53.866	183	5	27.486	31.921	20.990	<b>30.745</b>	1:51.142	172
8	27.135	<b>32.584</b>	51.905		<b>1:51.624</b>	185	6	27.080	32.006	20.832	31.042	1:50.960	178
9	<b>27.065</b>	33.366	56.113		1:56.544	185	7	27.089	32.073	<b>20.736</b>	30.760	1:50.658	176
<b>15 Bronson PICKETT (WA) (12th)</b>							8	27.147	32.238	51.445		1:50.830	178
1	38.071	36.289	24.034	33.354	2:11.748 P		9	27.194	<b>31.797</b>	51.480		<b>1:50.471</b>	175
2	28.962	34.622	21.997	32.794	1:58.375	172	10	<b>26.853</b>	31.881	51.805		1:50.539	180
3	29.059	33.551	21.852	32.717	1:57.179	164	11	27.172	32.185	58.543		1:57.900	176
4	29.525	42.115	23.039	32.163	2:06.842	164	12	27.149	32.274	51.578		1:51.001	182
5	28.108	33.600	<b>21.791</b>	<b>31.948</b>	<b>1:55.447</b>	176	<b>35 Ben ANGELIDIS (ACT) (16th)</b>						
6	28.134	<b>33.436</b>	22.187	33.617	1:57.374	170	1	41.690	39.669	25.533	38.176	2:25.068 P	
7	30.057	34.604	22.260	32.658	1:59.579	159	2	33.585	37.625	24.457	36.118	2:11.785	145
8	28.587	50.565	1:05.264		2:24.416	167	3	32.345	36.853	24.477	35.383	2:09.058	148
9	29.361	34.848	1:16.930		2:21.139	161	4	31.509	36.521	23.823	34.655	2:06.508	154
10	33.064	33.818	53.601		2:00.483 P		5	31.120	36.247	23.724	35.185	2:06.276	154
11	<b>28.030</b>	33.675	54.308		1:56.013	174	6	30.918	36.018	23.895	<b>34.519</b>	2:05.350	153
12	29.135	34.351	1:11.852		2:15.338	163	7	31.182	35.896	<b>23.132</b>	34.557	2:04.767	155
<b>19 Andrew DE KUYPER (VIC) (17th)</b>							8	30.923	35.917	58.217		2:05.057	154
1	40.621	38.383	24.387	36.107	2:19.498 P		9	30.623	35.742	57.804		2:04.169	155
2	30.987	36.873	<b>23.395</b>	35.355	2:06.610	156	10	30.602	35.352	57.326		2:03.280	154
3	30.233	36.453	23.492	<b>34.941</b>	2:05.119	159	11	<b>30.333</b>	35.672	56.966		<b>2:02.971</b>	157
4	30.344	36.760	23.921	35.351	2:06.376	159	12	30.502	<b>35.262</b>	57.267		2:03.031	155
5	31.352	36.356	23.710	35.382	2:06.800	153	<b>42 Kyle O'CONNELL (QLD) (11th)</b>						
6	30.933	36.812	23.776	35.392	2:06.913	159	1	38.224	37.046	23.435	33.919	2:12.624 P	
7	30.722	36.432	23.669	35.030	2:05.853	156	2	29.834	35.288	22.432	33.105	2:00.659	172
8	30.885	36.824	57.871		2:05.580	155	3	29.161	34.886	22.691	34.577	2:01.315	170
9	<b>30.110</b>	<b>36.177</b>	58.089		<b>2:04.376</b>	160	4	29.051	34.930	22.289	32.404	1:58.674	167
10	30.351	36.190	58.412		2:04.953	159							

*Scott Laing*  
 Chief Time Keeper - Scott Laing

Clerk of Course - Simon Maas



Computime Race Timing Systems Pty Ltd © 1996  
 Licensed to Computime Race Timing Systems  
[www.computime.com.au](http://www.computime.com.au)

COMPUTIME RACE TIMING SYSTEMS PTY LTD



2019



ASBK.COM.AU f t i y

**Official ASBK Test : Phillip Island : February 2 & 3**

**YMI SUPERSPORT 300 / YMF R3 CUP**

**Practice 8**

Date: 03/02/19  
 Event: P30  
 Weather: Sunny - Temp: 23.8C  
 Track: Dry - Temp: 52.0C


Started at: 15:16:20  
 Laps: 25 Min  
 Starters: 17  
 Printed at: 16:06

**SPLIT TIMES**

Lap	Split 1	Split 2	Split 3	Split 4	Lap Time	Spd	Lap	Split 1	Split 2	Split 3	Split 4	Lap Time	Spd
<b>46 Lachlan O'BRIEN (NT) (15th)</b>													
5	28.095	33.633	<b>21.657</b>	<b>31.884</b>	<b>1:55.269</b>	175	1	40.515	38.616	24.546	35.442	2:19.119 P	
6	28.325	<b>33.133</b>	25.414	35.238	2:02.110	172	2	30.107	36.172	23.500	34.410	2:04.189	166
7	<b>27.967</b>	47.152	23.068	33.489	2:11.676	174	3	29.799	35.459	<b>22.798</b>	34.387	2:02.443	166
8	28.622	33.529	1:07.684		2:09.835	165	4	<b>29.245</b>	<b>35.067</b>	22.822	<b>34.084</b>	<b>2:01.218</b>	171
9	28.485	33.440	1:12.491		2:14.416	171	5	29.426	35.868	22.924	34.480	2:02.698	171
10	33.037	33.660	53.346		2:00.043 P		6	29.953	36.011	22.891	36.029	2:04.884	163
11	28.430	33.271	53.602		1:55.303	168	7	29.878	35.691	23.760	1:20.512	2:49.841	163
12	28.561	33.390	53.576		1:55.527	169	8	39.123	36.320	58.244		2:13.687 P	
<b>43 Harry KHOURI (NSW) (8th)</b>													
1	36.104	44.001	21.481	31.890	2:13.476 P		9	29.989	35.773	57.032		2:02.794	162
2	28.110	33.606	21.552	31.585	1:54.853	172	10	29.685	35.394	56.900		2:01.979	163
3	27.933	33.221	21.462	31.656	1:54.272	173	11	30.352	35.359	57.077		2:02.788	161
4	27.884	32.709	<b>21.376</b>	31.826	1:53.795	176	<b>56 Jesse WOODS (TAS) (10th)</b>						
5	28.331	33.241	21.492	31.814	1:54.878	168	1	38.216	35.236	22.042	32.460	2:07.954 P	
6	28.105	33.006	21.523	<b>31.532</b>	1:54.166	169	2	28.645	33.484	21.469	32.335	1:55.933	169
7	27.208	32.861	21.781	31.803	1:53.653	180	3	28.634	33.345	21.333	32.295	1:55.607	171
8	27.407	32.734	52.544		1:52.685	174	4	28.576	33.205	21.487	32.010	1:55.278	172
9	27.427	33.015	55.144		1:55.586	176	5	28.720	33.270	21.636	<b>31.672</b>	1:55.298	171
10	27.361	32.718	2:46.735		3:46.814	174	6	28.146	33.479	<b>21.222</b>	31.842	1:54.689	175
11	37.343	34.155	52.447		2:03.945 P		7	28.348	33.063	21.303	31.745	1:54.459	172
12	<b>27.090</b>	<b>32.687</b>	52.768		<b>1:52.545</b>	177	8	28.428	<b>33.004</b>	53.227		1:54.659	171
<b>44 Tom BRAMICH (VIC) (NOT OFFICIAL) (1st)</b>													
1	35.213	34.504	21.638	32.143	2:03.498 P		9	28.487	33.073	52.756		<b>1:54.316</b>	173
2	27.162	33.185	21.197	31.383	1:52.927	187	10	28.534	33.194	53.089		1:54.817	172
3	27.195	32.631	20.976	31.534	1:52.336	180	11	<b>28.026</b>	33.073	53.360		1:54.459	174
4	26.969	34.649	21.131	31.075	1:53.824	181	12	28.160	34.075	53.563		1:55.798	173
5	27.825	45.963	21.259	31.220	2:06.267	181	13	28.299	33.868	53.457		1:55.624	172
6	26.727	32.425	<b>20.958</b>	<b>31.007</b>	1:51.117	184	<b>72 Ben BAKER (NSW) (5th)</b>						
7	27.278	32.652	51.862		1:51.792	178	1	39.696	36.317	22.963	33.188	2:12.164 P	
8	27.213	35.977	53.491		1:56.681	180	2	29.165	34.114	21.779	31.771	1:56.829	171
9	27.294	35.578	56.087		1:58.959	179	3	28.350	33.258	21.380	31.703	1:54.691	172
10	28.133	39.810	53.294		2:01.237	185	4	27.941	32.948	21.442	31.632	1:53.963	174
11	<b>26.706</b>	<b>31.885</b>	51.249		<b>1:49.840</b>	187	5	27.779	32.912	21.427	31.565	1:53.683	177
12	27.414	33.067	53.740		1:54.221	179	6	27.448	32.773	21.420	31.675	1:53.316	179
							7	28.015	32.828	<b>21.357</b>	<b>31.531</b>	1:53.731	171

*Scott Laing*  
 Chief Time Keeper - Scott Laing

Clerk of Course - Simon Maas



Computime Race Timing Systems Pty Ltd © 1996  
 Licensed to Computime Race Timing Systems  
[www.computime.com.au](http://www.computime.com.au)

**COMPUTIME RACE TIMING SYSTEMS PTY LTD**

2019



ASBK.COM.AU f t i y

**Official ASBK Test : Phillip Island : February 2 & 3**

**YMI SUPERSPORT 300 / YMF R3 CUP**

**Practice 8**

Date: 03/02/19  
 Event: P30  
 Weather: Sunny - Temp: 23.8C  
 Track: Dry - Temp: 52.0C


Started at: 15:16:20  
 Laps: 25 Min  
 Starters: 17  
 Printed at: 16:06

**SPLIT TIMES**

Lap	Split 1	Split 2	Split 3	Split 4	Lap Time	Spd	Lap	Split 1	Split 2	Split 3	Split 4	Lap Time	Spd
8	32.171	33.073	52.897		1:58.141	162	8	29.424	54.252	59.041		2:22.717	165
9	27.733	32.766	52.761		1:53.260	179	9	29.843	34.289	56.405		2:00.537	166
10	33.602	51.062	57.175		2:21.839	173	10	<u>29.157</u>	37.546	57.519		2:04.222	167
11	29.900	35.183	58.264		2:03.347	161	11	29.330	34.852	55.978		2:00.160	163
12	<u>26.926</u>	32.689	52.556		1:52.171	185							
13	27.193	<u>32.496</u>	51.903		<u>1:51.592</u>	179	<b>97 Peter NERLICH (VIC) (4th)</b>						
							1	36.129	36.008	23.401	34.757	2:10.295 P	
<b>81 Senna AGIUS (NSW) (3rd)</b>							2	30.228	35.240	22.713	33.775	2:01.956	173
1	42.125	32.895	21.060	30.895	2:06.975 P		3	28.768	34.218	22.108	33.185	1:58.279	174
2	<u>26.569</u>	33.288	21.682	31.467	1:53.006	183	4	28.783	33.933	21.875	32.505	1:57.096	176
3	26.955	32.723	<u>20.986</u>	<u>30.608</u>	1:51.272	182	5	28.310	33.678	21.840	32.078	1:55.906	175
4	26.818	32.679	21.164	31.262	1:51.923	185	6	28.167	33.436	21.511	<u>31.850</u>	1:54.964	175
5	26.999	<u>32.330</u>	21.258	30.748	1:51.335	181	7	28.072	33.237	<u>21.455</u>	31.931	1:54.695	181
6	31.040	33.392	26.234	35.375	2:06.041	178	8	27.981	33.181	53.217		1:54.379	174
7	27.182	32.607	22.365	2:16.300	3:38.454	178	9	27.776	33.062	53.852		1:54.690	174
8	35.289	33.874	54.848		2:04.011 P		10	27.781	<u>32.612</u>	52.677		1:53.070	172
9	27.669	32.647	56.686		1:57.002	176	11	27.063	32.619	55.676		1:55.358	179
10	29.436	35.763	57.439		2:02.638	160	12	27.412	32.763	51.708		1:51.883	173
11	26.807	32.441	51.492		<u>1:50.740</u>	183	13	<u>26.663</u>	32.693	52.124		<u>1:51.480</u>	189
12	27.102	33.068	52.301		1:52.471	184							
							<b>151 Locky TAYLOR (QLD) (7th)</b>						
							1	34.926	33.235	52.805		2:00.966 P	
<b>87 Zac LEVY (QLD) (9th)</b>							2	27.908	32.634	52.558		1:53.100	174
1	36.415	32.800	21.514	2:43.366	4:14.095 P		3	27.905	32.431	<u>52.047</u>		1:52.383	170
2	33.237	33.408	21.585	31.733	1:59.963 P		4	<u>27.650</u>	<u>32.348</u>	52.241		<u>1:52.239</u>	171
3	28.029	33.069	21.435	31.389	1:53.922	169							
4	28.107	32.992	<u>21.347</u>	<u>31.287</u>	1:53.733	171	<b>282 Cameron AGOSTINI (NT) (13th)</b>						
5	<u>27.774</u>	<u>32.755</u>	21.375	31.683	<u>1:53.587</u>	172	1	40.586	37.402	23.624	35.004	2:16.616 P	
							2	30.488	42.562	22.400	33.708	2:09.158	164
<b>89 Kristian AGOSTINI (NT) (14th)</b>							3	28.867	34.362	22.782	33.131	1:59.142	167
1	40.485	38.710	24.314	35.668	2:19.177 P		4	29.078	33.843	21.955	32.797	1:57.673	165
2	29.737	35.871	23.911	33.952	2:03.471	168	5	28.888	33.410	22.444	32.878	1:57.620	165
3	29.897	35.029	22.572	33.901	2:01.399	164	6	29.089	33.725	22.128	32.674	1:57.616	164
4	29.536	<u>34.279</u>	22.323	33.601	1:59.739	164	7	29.228	<u>33.237</u>	<u>21.593</u>	<u>32.553</u>	<u>1:56.611</u>	164
5	29.227	38.684	<u>22.209</u>	45.223	2:15.343	168	8	28.641	33.748	2:02.502		3:04.891	167
6	29.777	34.411	22.354	34.117	2:00.659	170	9	39.514	33.785	54.471		2:07.770 P	
7	29.434	34.342	22.219	<u>33.452</u>	<u>1:59.447</u>	166							

*Scott Laing*  
 Chief Time Keeper - Scott Laing

Clerk of Course - Simon Maas



Computime Race Timing Systems Pty Ltd © 1996  
 Licensed to Computime Race Timing Systems  
[www.computime.com.au](http://www.computime.com.au)

**COMPUTIME RACE TIMING SYSTEMS PTY LTD**

2019



ASBK.COM.AU f t i y

# Official ASBK Test : Phillip Island : February 2 & 3

## YMI SUPERSPORT 300 / YMF R3 CUP

### Practice 8

Started at: 15:16:20

Laps: 25 Min

Starters: 17

Printed at: 16:06



Date: 03/02/19  
Event: P30  
Weather: Sunny - Temp: 23.8C  
Track: Dry - Temp: 52.0C

### SPLIT TIMES

Lap	Split 1	Split 2	Split 3	Split 4	Lap Time	Spd	Lap	Split 1	Split 2	Split 3	Split 4	Lap Time	Spd
10	28.656	33.571	54.795		1:57.022	165							
11	<b>28.634</b>	33.498	54.787		1:56.919	163							
12	28.810	33.905	54.933		1:57.648	165							

*Scott Laing*  
Chief Time Keeper - Scott Laing

.....  
Clerk of Course - Simon Maas



Computime Race Timing Systems Pty Ltd © 1996  
Licensed to Computime Race Timing Systems  
[www.computime.com.au](http://www.computime.com.au)

COMPUTIME RACE TIMING SYSTEMS PTY LTD

2019



ASBK.COM.AU f t i y

# Official ASBK Test : Phillip Island : February 2 & 3

## YMI SUPERSPORT 300 / YMF R3 CUP

### Practice 8

Date: 03/02/19  
Event: P30  
Weather: Sunny - Temp: 23.8C  
Track: Dry - Temp: 52.0C


Started at: 15:16:20  
Laps: 25 Min  
Starters: 17  
Printed at: 16:06

### FASTEST LAPS SEQUENCE

Race Time	No	Name	Machine	Fastest Lap	On Lap
2:13.630	56	Jesse WOODS (TAS)	Yamaha R3 321	2:07.954	1
2:40.746	27	Max STAUFFER (NSW)	Yamaha R3 321	2:01.080	1
4:09.563	56	Jesse WOODS (TAS)	Yamaha R3 321	1:55.933	2
4:35.094	81	Senna AGIUS (NSW)	Kawasaki Ninja 400	1:53.006	2
6:25.897	44	Tom BRAMICH (VIC) (NOT OFFICIAL)	Kawasaki Ninja 400	1:52.927	2
6:26.366	81	Senna AGIUS (NSW)	Kawasaki Ninja 400	1:51.272	3
10:46.744	27	Max STAUFFER (NSW)	Yamaha R3 321	1:51.142	5
12:37.704	27	Max STAUFFER (NSW)	Yamaha R3 321	1:50.960	6
14:28.362	27	Max STAUFFER (NSW)	Yamaha R3 321	1:50.658	7
18:09.663	27	Max STAUFFER (NSW)	Yamaha R3 321	1:50.471	9
23:47.950	44	Tom BRAMICH (VIC) (NOT OFFICIAL)	Kawasaki Ninja 400	1:49.840	11

*Scott Laing*  
Chief Time Keeper - Scott Laing

.....  
Clerk of Course - Simon Maas



Computime Race Timing Systems Pty Ltd © 1996  
Licensed to Computime Race Timing Systems  
[www.computime.com.au](http://www.computime.com.au)

COMPUTIME RACE TIMING SYSTEMS PTY LTD



2019



ASBK.COM.AU f t i y

# Official ASBK Test : Phillip Island : February 2 & 3

## YMI SUPERSPORT 300 / YMF R3 CUP

### Practice 8

Date: 03/02/19  
 Event: P30  
 Weather: Sunny - Temp: 23.8C  
 Track: Dry - Temp: 52.0C

Started at: 15:16:20  
 Laps: 25 Min  
 Starters: 17  
 Printed at: 16:06

### BEST PARTIAL TIMES



Pos	Split 1		Split 2		Split 3		Split 4		LAP		Ideal	Fastest
	Name	Time	Name	Time	Name	Time	Name	Time	Name			
1	S. AGIUS	26.569	M. STAUFFER	31.797	M. STAUFFER	20.736	S. AGIUS	30.608	T. BRAMICH	1:49.840	1:49.840	
2	M. STAUFFER	26.661	T. BRAMICH	31.885	T. BRAMICH	20.958	M. STAUFFER	30.745	M. STAUFFER	1:49.939	1:50.471	
3	P. NERLICH	26.663	S. AGIUS	32.330	S. AGIUS	20.986	T. BRAMICH	31.007	S. AGIUS	1:50.493	1:50.740	
4	T. BRAMICH	26.706	L. TAYLOR	32.348	J. WOODS	21.222	C. O'BRIEN	31.174	P. NERLICH	1:51.480	1:51.480	
5	B. BAKER	26.926	B. BAKER	32.496	C. O'BRIEN	21.270	Z. LEVY	31.287	B. BAKER	1:51.592	1:51.592	
6	C. O'BRIEN	27.065	C. O'BRIEN	32.584	Z. LEVY	21.347	B. BAKER	31.531	C. O'BRIEN	1:51.624	1:51.624	
7	H. KHOURI	27.090	P. NERLICH	32.612	B. BAKER	21.357	H. KHOURI	31.532	H. KHOURI	1:52.545	1:52.545	
8	L. TAYLOR	27.539	H. KHOURI	32.687	H. KHOURI	21.376	J. WOODS	31.672	Z. LEVY	1:53.163	1:53.587	
9	Z. LEVY	27.774	Z. LEVY	32.755	P. NERLICH	21.455	P. NERLICH	31.850	J. WOODS	1:53.924	1:54.316	
10	K. O'CONNEL	27.967	J. WOODS	33.004	C. AGOSTINI	21.593	K. O'CONNEL	31.884	K. O'CONNEL	1:54.641	1:55.269	
11	J. WOODS	28.026	K. O'CONNEL	33.133	K. O'CONNEL	21.657	B. PICKETT	31.948	B. PICKETT	1:55.205	1:55.447	
12	B. PICKETT	28.030	C. AGOSTINI	33.237	B. PICKETT	21.791	C. AGOSTINI	32.553	C. AGOSTINI	1:56.017	1:56.611	
13	C. AGOSTINI	28.634	B. PICKETT	33.436	K. AGOSTINI	22.209	K. AGOSTINI	33.452	K. AGOSTINI	1:59.097	1:59.447	
14	K. AGOSTINI	29.157	K. AGOSTINI	34.279	L. O'BRIEN	22.798	L. O'BRIEN	34.084	L. O'BRIEN	2:01.194	2:01.218	
15	L. O'BRIEN	29.245	L. O'BRIEN	35.067	B. ANGELIDIS	23.132	B. ANGELIDIS	34.519	B. ANGELIDIS	2:02.971	2:02.971	
16	A. DE KUYPE	30.110	B. ANGELIDIS	35.262	A. DE KUYPE	23.395	A. DE KUYPE	34.941	A. DE KUYPE	2:04.376	2:04.376	
17	B. ANGELIDIS	30.333	A. DE KUYPE	36.177			L. TAYLOR	52.047	L. TAYLOR		1:52.239	

*Scott Laing*  
 Chief Time Keeper - Scott Laing

Clerk of Course - Simon Maas

Computime Race Timing Systems Pty Ltd © 1996  
 Licensed to Computime Race Timing Systems  
[www.computime.com.au](http://www.computime.com.au)

COMPUTIME RACE TIMING SYSTEMS PTY LTD







## Official ASBK Test : Phillip Island : February 2 & 3

### YMI SUPERSPORT 300 / YMF R3 CUP

#### Combined Practices

#### MERGED CLASSIFICATION

Date: 03/02/19

Printed at: 16:14

Pos	No	Name	Machine	Event P02	Event P06	Event P10	Event P14	Event P18	Event P22	Event P26	Event P30	Fastest Lap	Fastest Speed
1	44	Tom BRAMICH (VIC) (NOT OFFICIAL)	Kawasaki Ninja 400	1:50.288	1:49.885	1:48.804	1:51.688	1:50.924	1:50.273	1:50.733	1:49.840	1:48.804	203
2	57	Seth CRUMP (QLD) / Rockoil / KTM	KTM RC 390	1:53.074	1:50.271	1:49.768	1:52.436	1:49.249	1:50.311			1:49.249	198
3	151	Locky TAYLOR (QLD) / YRD / Demmery Motorsport	Yamaha R3 321	1:52.149	1:50.476	1:49.429	1:50.749	1:50.710	1:50.660		1:52.239	1:49.429	198
4	81	Senna AGIUS (NSW)	Kawasaki Ninja 400	1:52.077	1:52.174	1:50.875	1:51.729	1:50.342	1:49.581	1:50.320	1:50.740	1:49.581	199
5	27	Max STAUFFER (NSW) / Yamaha / Shark Leathers / KYT Helmets / YRD / Chris Watson M-cycles	Yamaha R3 321	1:53.035	1:51.166	1:50.537	1:51.498	1:50.885	1:49.617	1:49.829	1:50.471	1:49.617	199
6	10	Callum O'BRIEN (WA) / BC Performance / Kawasaki	Kawasaki Ninja 400	1:51.247	1:51.117	1:49.939	1:51.615	1:50.077	1:50.426	1:50.725	1:51.624	1:49.939	197
7	68	Luke POWER (VIC) / RTR / HPC Coatings / Graeme Williams Eng. / Traction Control Susp.	Yamaha R3 321	1:51.736	1:50.423	1:50.991	1:50.869	1:51.733	1:49.939	1:50.654		1:49.939	195
8	87	Zac LEVY (QLD) / Demmery Motorsport	Yamaha R3 321	1:54.992	1:51.083	1:50.109	1:50.720	1:51.388	1:51.828	1:53.068	1:53.587	1:50.109	197
9	72	Ben BAKER (NSW)	Kawasaki Ninja 300	1:53.604	1:51.739	1:50.823	1:53.028	1:51.118	1:50.910	1:51.460	1:51.592	1:50.823	196
10	43	Harry KHOURI (NSW) / Excite M-sports / Shark Leathers / Moto National Access. / NSW Helicopters	Yamaha R3 321	1:52.518	1:51.480	1:52.368	1:51.306	1:51.425	1:50.829	1:51.722	1:52.545	1:50.829	195
11	47	Zylas BUNTING (NSW) / Shark Leathers	Yamaha R3 321	1:52.882	1:52.542	1:51.439	1:52.288	1:50.917	1:51.155	1:53.262		1:50.917	196
12	42	Kyle O'CONNELL (QLD)	Yamaha R3 321	1:56.212	1:54.412	1:53.378	1:55.017	1:52.602	1:51.117	1:51.749	1:55.269	1:51.117	194
13	97	Peter NERLICH (VIC) / TCN Racing	Kawasaki Ninja 400	1:55.736	1:52.916	1:51.905	1:51.441	1:51.179	1:51.627	1:51.575	1:51.480	1:51.179	191
14	15	Bronson PICKETT (WA) / Silkolene oils / M&B Rubbish Disposal	Yamaha R3 321	1:56.684	1:55.101	1:53.167	1:54.944	1:54.060	1:52.840	1:53.192	1:55.447	1:52.840	195
15	28	Tayla RELPH (QLD) / BC Performance / Landscape Supplies	Kawasaki Ninja 400	1:55.440	1:54.415	1:53.409	1:54.370	1:53.098	1:53.282	1:52.952		1:52.952	199
16	56	Jesse WOODS (TAS) / JDS Moto	Yamaha R3 321	1:58.345	1:56.113	1:55.318	1:56.718	1:53.055	1:54.068	1:55.052	1:54.316	1:53.055	193

Chief Time Keeper - Scott Laing

Clerk of Course - Simon Maas



**Official ASBK Test : Phillip Island : February 2 & 3**  
**YMI SUPERSPORT 300 / YMF R3 CUP**  
**Combined Practices**

**MERGED CLASSIFICATION**

Date: 03/02/19

Printed at: 16:14

Pos	No	Name	Machine	Event P02	Event P06	Event P10	Event P14	Event P18	Event P22	Event P26	Event P30	Fastest Lap	Fastest Speed
17	282	Cameron AGOSTINI (NT)	Honda CBR 300	1:57.549	1:54.575	1:55.444	1:56.871	1:55.247	1:56.465	1:55.976	1:56.611	1:54.575	183
18	88	Joseph MARINIELLO (VIC) / Zaynt / MCA / Racecenter	Yamaha R3 321	1:57.562	1:56.163	1:55.758	1:57.350					1:55.758	188
19	40	Jeremy CZMOK (VIC) / Dindins Pet Food	KTM RC 390	1:59.939	1:57.541	1:57.563	1:57.141	1:57.506		2:00.824		1:57.141	188
20	437	Hayden STIFF (NSW) / Proworx Racing / Blayney M-cycles	Kawasaki Ninja 300	2:02.180	1:59.606	1:58.009	2:00.054	1:57.543	1:57.247	1:57.420		1:57.247	184
21	89	Kristian AGOSTINI (NT) / Territory 3 Racing / TERRA	Yamaha R3 321	2:01.916	1:58.144	2:03.004	2:01.756	1:58.169	1:58.914	1:57.706	1:59.447	1:57.706	183
22	46	Lachlan O'BRIEN (NT)	Yamaha R3 321	2:08.011	2:03.391	2:04.542	2:03.461	2:02.439	2:00.319	2:01.038	2:01.218	2:00.319	180
23	35	Ben ANGELIDIS (ACT) / Proworx Racing / Blayney M-cycles / Penrite Oils / Ricondi	Yamaha R3 321	2:06.224	2:03.699	2:02.122	2:05.366	2:03.900	2:00.537	2:01.520	2:02.971	2:00.537	175
24	19	Andrew DE KUYPER (VIC)	Kawasaki Ninja 300	2:07.555	2:04.298		2:07.729	2:05.074	2:04.946	2:05.785	2:04.376	2:04.298	175

Chief Time Keeper - Scott Laing

Clerk of Course - Simon Maas